



# Neighbors



Macoupin County Housing

FROM THE DIRECTOR'S DESK

APRIL 2025  
VOLUME 30, ISSUE 4



**The nice weather is finally here! Here are a few friendly reminder of things to keep in mind while enjoying outdoors**

- If you plan to enjoy a nice dinner on the grill, remember to pull the grill away from the apartments so the smoke isn't going into the windows of your unit or any of your neighboring units. Also, so you don't burn the building or window sills.
- Help us keep the developments looking good by maintaining the exterior of your unit. It is the tenant's responsibility to notify MCHA immediately of repairs that need to be done.
- Any residents who want to pick up sticks, gumballs, leaves or other yard waste can leave it in trash bags at the curb and call the office to have maintenance pick it up.
- Always be mindful of your neighbors. If you have children make sure they are playing in their yard and keeping the noise to a minimum. Parents are responsible for the actions of their children. Teach them to observe the rules of safety.



**The office will be closed on Friday, April 18th, 2025 for Good Friday.**

**Dionne, CEO**

Stay Safe and Healthy!



**Address:**

P.O. Box 226  
760 Anderson St. Carlinville, 62626  
217-854-8606  
Fax: 217-854-8749

**Toll Free:**

1-866-363-5142

**Office Hours:**

Monday & Tuesday  
8 a.m.- 4:30 p.m.  
Closed Wednesdays  
Thursday & Friday  
8 a.m.—4:30 p.m.

Emergency Work Order  
Number:  
(217) 827-2100

**EMERGENCIES INCLUDE:**

- ♦ Gas leaks
- ♦ Broken water pipes
- ♦ Exposed electrical wires
- ♦ No heat (if the outside temperature is 45-degrees or lower)
- ♦ Sewer line stoppage (not drain line) - this includes a clogged toilet
- ♦ CO/Smoke detector beeping or chirping
- ♦ Also fire, flood, or anything that threatens life, safety or property damage



**NSPIRE FOR APRIL**

47-02 CARLINVILLE (ALL OF NICHOLAS, ALL OF ANDERSON AND THE “INSIDE CIRCLE” OF DEARBEE DR. (EVEN # UNITS)

**PREVENTIVE MAINTENANCE FOR APRIL**

47-17 Gillespie (Lynn St.)

**\*Inspections may take place on any day of the month between the hours of 8am—4:30pm Monday—Friday.\***

Night Lights (North and South)

**You do not need to be home for these inspections.**

Manholes (North and South)

\*Q&A (Quality Assurance) inspections may take place on work orders and inspections anywhere from 3-5 days after the inspection/work order happens.

Mowing starts sometime this month, weather permitting. Please make sure your yards are clean— no toys, trash, clothing, furniture—nothing to keep the mowers from doing their jobs.



**CONGRATULATIONS!!**

**Robin Blaylock**

is the winner of the \$50 Walmart gift card for March NSPIRE inspections. 47-02 Carlinville (All of Nicholas St., All of Anderson and the “Inside Circle” of DeArbee Dr. (even # units) will have your chance in April. Make sure your apartment is ready and meeting the House-keeping Policy!



**Easy Things to  
DECLUTTER**

- |   |  |
|---|--|
| <input type="checkbox"/> Extra buttons you get with clothes | <input type="checkbox"/> Expired coupons                   |
| <input type="checkbox"/> Broken hangers                     | <input type="checkbox"/> Take out menus                    |
| <input type="checkbox"/> Old & worn-out shoes               | <input type="checkbox"/> Old receipts you won't use in tax |
| <input type="checkbox"/> Broken eyeglasses & sunglasses     | <input type="checkbox"/> Old store loyalty cards           |
| <input type="checkbox"/> Expired medicine or vitamins       | <input type="checkbox"/> Gross sponges                     |
| <input type="checkbox"/> Dried up nail polish               | <input type="checkbox"/> Old tickets                       |
| <input type="checkbox"/> Expired makeup                     | <input type="checkbox"/> Empty sticker sheets              |
| <input type="checkbox"/> Rusted hair accessories            | <input type="checkbox"/> Blurry photos                     |
| <input type="checkbox"/> Expired sunscreen                  | <input type="checkbox"/> Old paid bills                    |
| <input type="checkbox"/> Stretched out hair ties            | <input type="checkbox"/> Pens with no more ink             |
| <input type="checkbox"/> Old toiletries                     | <input type="checkbox"/> Pens that run out of ink          |
| <input type="checkbox"/> Old hairbrush                      | <input type="checkbox"/> Dead batteries                    |
| <input type="checkbox"/> Old toothbrush                     | <input type="checkbox"/> Lights that no longer work        |
| <input type="checkbox"/> Empty shampoo bottles              | <input type="checkbox"/> Headphones no longer working      |
| <input type="checkbox"/> Old loofah                         | <input type="checkbox"/> Burn out candles                  |
| <input type="checkbox"/> Expired pantry items               | <input type="checkbox"/> Samples from hotels               |
| <input type="checkbox"/> Expired food                       | <input type="checkbox"/> Keys with no more locks           |
| <input type="checkbox"/> Junk food                          | <input type="checkbox"/> Dried paint                       |
| <input type="checkbox"/> Expired canned goods               | <input type="checkbox"/> Paint brushes stiff with paint    |
| <input type="checkbox"/> Old disposable cups                | <input type="checkbox"/> Cleaning supplies you don't use   |
| <input type="checkbox"/> Broken cups                        | <input type="checkbox"/> Watches that no longer work       |
| <input type="checkbox"/> Broken food containers             | <input type="checkbox"/> Random wires                      |
| <input type="checkbox"/> Lids with missing containers       | <input type="checkbox"/> Broken phone chargers             |
| <input type="checkbox"/> Old, rusted & dull knives          | <input type="checkbox"/> Old phone cases                   |
| <input type="checkbox"/> Broken porcelain or china          | <input type="checkbox"/> Empty CD cases                    |

**Notes**

---

---

---



# 30 DAY SPRING CLEAN challenge

WHOLE HOUSE		BATHROOMS		
DAY 1	Declutter upstairs	<input type="checkbox"/>	DAY 17 Dust the light fixtures	<input type="checkbox"/>
DAY 2	Declutter main level	<input type="checkbox"/>	DAY 18 Declutter and clean all surfaces	<input type="checkbox"/>
DAY 3	Declutter basement	<input type="checkbox"/>	DAY 19 Empty and clean cabinets and drawers	<input type="checkbox"/>
KITCHEN		DAY 20 Declutter and clean the linen closet	<input type="checkbox"/>	
DAY 4	Clean and clear pantry	<input type="checkbox"/>	DAY 21 Vacuum floors, baseboards and vents	<input type="checkbox"/>
DAY 5	Cupboards: empty, get rid of unused items, and clean	<input type="checkbox"/>	DAY 22 Wash floors and baseboards	<input type="checkbox"/>
DAY 6	Drawers: empty, get rid of unused items, and clean	<input type="checkbox"/>	DAY 23 Catch up on any uncompleted tasks	<input type="checkbox"/>
DAY 7	Clean and clear the kitchen counters	<input type="checkbox"/>	BEDROOMS	
DAY 8	Clean the oven and small appliances	<input type="checkbox"/>	DAY 24 Dusting thoroughly: lighting, surfaces, & ceiling fans	<input type="checkbox"/>
DAY 9	Catch up on any uncompleted tasks.	<input type="checkbox"/>	DAY 25 Wash all bedding	<input type="checkbox"/>
LIVING ROOM		DAY 26 Clean out dresser drawers & nightstands	<input type="checkbox"/>	
DAY 10	Dust vents, corners, and baseboards	<input type="checkbox"/>	DAY 27 Vacuum baseboards and dust ceiling corners	<input type="checkbox"/>
DAY 11	Declutter and clean storage areas	<input type="checkbox"/>	DAY 28 Clean under beds and behind furniture	<input type="checkbox"/>
DAY 12	Clean light fixtures and ceiling fans	<input type="checkbox"/>	DAY 29 Dust/clean window covering	<input type="checkbox"/>
DAY 13	Clean mirrors and windows	<input type="checkbox"/>	DAY 30 Catch up on any uncompleted tasks	<input type="checkbox"/>
DAY 14	Clear surfaces and clean	<input type="checkbox"/>		
DAY 15	Vacuum furnitures	<input type="checkbox"/>		
DAY 16	Catch up on any uncompleted tasks	<input type="checkbox"/>		

Copyright © 2019 MoritzFineDesigns.com

## ROSS Highlight

Through needs assessments, case management, and referrals to community- and web-based services, ROSS Service Coordinators help each participant advance towards the above goals in ways that best fits their needs, personal priorities, and interests. Contact Natasha at the office if you are interested in becoming a part of the ROSS program! You can email her at [natasha@teamhousingcenter.com](mailto:natasha@teamhousingcenter.com) for any questions.

If you notice mildew on your windows, window sill, or doors, you need to take a bleach spray and clean it off. Most of the windows will have condensation and this is what will cause the mildew growth in these areas.



## FSS Spotlight

This program is designed to help you reach your goals, whether that be going back to school, or owning a home. All you need to do is fill out the paperwork and work on your goals. We will keep in touch with you via mail, email, or phone, and if you are needing to meet with us, we can arrange that as well. The best part of the program is the escrow account. As your rent goes up because of **earned income** we put a portion into a escrow account for you. In order to receive that money, you must complete the following: *be working, be off cash assistance (TANF, not LINK), and meet your main goal.* If anyone would like help meeting their goals, please contact Jackie Beasley, FSS Coordinator.

**Email: [jackie@teamhousingcenter.com](mailto:jackie@teamhousingcenter.com) Phone #: (217) 854-8606**




**Macoupin County Public Transportation**  
**112 S. Macoupin St. Gillespie, IL 62033**  
**Call 217-839-4132 to reserve your seat**






### -Dryer Vents-

- All dryer vents must be vented to the outside.
- Dyer ducts **MUST** be metal, **NOT** plastic.
- The ducts cannot be kinked or have restricted flow.
- You cannot use masking tape, you **MUST** use HVAC Aluminum Foil Tape.



### -Litter-

- Any large item ( furniture, etc.) discarded incorrectly is a deficiency.
- 10 small items (food wrapper, paper, etc.) noted within 100 square foot area is a deficiency.
- Be on the look out for sharp edges inside/outside of the unit. Anything that is in the path of normal travel.



### The following items will not be accepted at the landfill and may not be placed in the container:

- ⇒ Industrial chemicals
- ⇒ Storage batteries
- ⇒ Propane tanks
- ⇒ Paint in liquid form
- ⇒ Anything flammable, hazardous, or special waste
- ⇒ Any item containing or constructed of asbestos
- ⇒ Animal carcasses
- ⇒ Barbed wire
- ⇒ Landscape waste (soil, brush, grass, leaves, trees, or weeds)
- ⇒ White goods (washers, dryers, refrigerators, freezers, air conditioners, humidifiers, stoves, water heaters, etc.
- ⇒ Tires in any form
- ⇒ Barrels or drums
- ⇒ Electronics (computers, printers, TV's, DVD or VCR players, etc.)
- ⇒ Waste petroleum products (anything that has or has had gas or oil in it). **NOTE:** Landfill will take empty gas cans (plastic or metal), but they must be smashed or inoperable

## **MCHA SPRING CLEAN UP**

During the month of April we will be placing dumpsters in different developments throughout the county. These will be for the use of our tenants. We want you to use these to your advantage and get rid of things that you no longer use, no longer need, or things that are broken.

You are NOT allowed to take anything from the dumpster once it has been placed inside of it. This is considered theft and we will take legal action if you are caught taking anything out of it.

Make sure you read over the next page for items that are NOT allowed to be thrown in the dumpsters.

If you are getting rid of things, you must take them to the dumpster. If you live in Virden, Palmyra, Benld, or Mt. Olive, you are allowed to use these dumpsters also, and should try to take things yourself, but if you CANNOT you need to call us the day before and set your items outside for maintenance to pick up for you. We will NOT go into your unit to collect items.

The dumpsters will be placed in the following towns:

- Girard– 320 South Harrison St.
- Carlinville– 760 Anderson St. (office building)
- Staunton - Parking lot at Kay Lane
- Gillespie– 313 Fillmore St. (by the Rec Hall)
- Bunker Hill– Parking lot off Union St

- **All of these are NSPIRE inspection findings with point deductions in our inspection scoring**
  - **We will be looking for these things while out doing inspections.**
- **Please call these issues into the office as soon as the problem arises so it can be fixed properly and quickly.**


### **-Light Fixtures-**

- All light fixtures MUST be in working condition.
- Lights in the kitchen and bathroom MUST be permanent.
- All light fixtures MUST be securely mounted.



### **-Smoke Detector/Carbon Monoxide Detector-**

- ALL Smoke/Carbon Monoxide Detectors MUST be in working condition.
- They cannot be obstructed by paint, tape, etc.
- ALL Smoke/Carbon Monoxide Detectors MUST be installed in the proper places and MUST be kept there at all times.





# How to Keep Roaches Out of your Apartment

People living in apartments are constantly on the lookout for roaches. Even if you get rid of an existing roach problem, there must be roaches living in nearby apartments.

## Ways to Keep Roaches Out of Your Apartment

### 1. Take garbage out regularly.

You might think you're being clean by putting leftovers in the garbage, but this is simply collecting it in one place for roaches to pilfer. Make sure you take the trash out every night. That's when the roach is likeliest to go looking for a meal.

### 2. Sweep up and vacuum anywhere food particles can be found.

If you eat at a dinner table, sweep up regularly. If you eat in the living room, vacuum under where you eat. Cockroaches can survive on relatively tiny amounts of food. So any food particles lingering in your house are an enticement.

Make sure to sweep and vacuum under your furniture, too. These are the perfect dark spots for the roach to find a meal.

### 3. Wipe down your cabinets.

Make sure your cabinet tops are free of crumbs and sweet, sticky puddles. Roaches will eat just about anything, so even the smallest splotch will become their next meal.

Clean under appliances like toasters and ovens.

### 4. Wash dishes after eating. Don't leave them sitting out on the cabinet or soaking in the sink overnight.

5. Seal up leftovers and unused cooking supplies in plastic bags and containers. The last thing you want is for roaches to raid your food supply. Make sure the food in your cabinet is secure. Any leftovers should be put in sealed plastic containers.

### 6. Do not let water stand in your apartment.

This one is especially important. So standing water is one of the first things a roach looks for.


### 7. Close up cracks around your house.

If you notice any cracks please call in a Work Order.

### 8. Bring out the traps.

MCHA has baited for roaches, if after a couple months you notice more roaches please call.

### 9. Make sure all pet food is stored in a plastic container and don't leave food sitting out all day and night.



## 10 SMELLS THAT ROACHES ABSOLUTELY HATE

