



1



2



3

Picture #1 – Light fixtures must have light bulbs that are working. If your light bulb is burnt out, please replace it or call the office to replace if you cannot reach it. You must provide your own light bulb.

Picture #2 – Light globes must not be broken, missing, or damaged.

Picture #3 – All light fixtures, inside and out, must have globes over them. This includes your front and back door lights outside your unit.

- **All of these are NSPIRE inspection findings with point deductions in our inspection scoring**
- **We will be looking for these things while out doing inspections.**
- **Please call these issues into the office as soon as the problem arises so it can be fixed properly and quickly.**

If your development has a trash corral that all the tenants share please remember this makes you **ALL** responsible for the items placed in the trash corral that do **NOT** fit in the trash totes. If MCHA has to dispose of anything that will not be picked up by the trash company, we will split the bill between everyone in the development that uses the trash corral.



Macoupin County Public Transportation
112 S. Macoupin St. Gillespie, IL 62033
Call 217-839-4132 to reserve your seat



Neighbors



FROM THE DIRECTOR'S DESK

- * Mowing will begin in the developments this month. Residents should make sure yards are clean. Make sure there is nothing getting in the way of the mowers doing their job—toys, clothing, furniture, etc.
- * If you have flower beds, make sure they are fenced off or marked, if not, the mowers will mow over them.
- * Residents who want to pick up sticks, gumballs, leaves or other yard waste can leave that in trash bags at the curb and call the office to have maintenance pick it up.
- * Tenants are to maintain the exterior and interior of their unit in a safe and sanitary condition. It is the tenant's responsibility to notify MCHA immediately of repairs that need to be done in the unit and the areas surrounding your unit.
- * Remember when grilling outside, remember to pull the grill away from the apartments so the smoke isn't going into the windows of your unit or any of your neighboring units.
- * ALL residents should be mindful of their neighbors while outside. Make sure your children are playing in their own yards and the noise is kept to a minimum.

Stay Happy and
Stay Healthy!

Dionne Wyatt, CEO



Address:
P.O. Box 226
760 Anderson St.
Carlinville, IL 62626
(217) 854-8606
Fax: (217) 854-8749
Toll Free:
1-866-363-5142
Office Hours:
Monday & Tuesday
8am—4:30pm
CLOSED WEDNESDAY
Thursday & Friday
8am—4:30pm
Emergency Work
Order Number:
(217) 827-2100
EMERGENCIES
INCLUDE:

- ♦ Gas leaks
- ♦ Broken water pipes
- ♦ Exposed electrical wires
- ♦ No heat (if the outside temperature is 45-degrees or lower)
- ♦ Sewer line stoppage (not drain line)- this includes a clogged toilet
- ♦ CO/Smoke detector beeping or chirping

Also fire, flood, or anything that threatens life, safety or property damage.

NSPIRE for April

47-02 Carlinville (ALL of Nicholas, ALL of Anderson, and "inside circle" of DeArbee Dr.- even # units)

Preventive Maintenance for April

47-17 Gillespie (ALL of Lynn Street)

INSPECTIONS MAY TAKE PLACE ON ANY DAY OF THE MONTH BETWEEN THE HOURS OF 8:00 A.M.-4:30 P.M. - MONDAY-FRIDAY

SPECIFIC DAYS AND TIMES WILL NOT BE GIVEN.

Q&A (Quality Assurance) inspections may take place on work orders and inspections anywhere from 3-5 days after the inspection/work order happened.

FSS Spotlight

Jasmine from Carlinville is our newest FSS participant.

This program is designed to help you reach your goals, whether that be going back to school, or owning a home. All you need to do is fill out the paperwork and work on your goals. We will keep in touch with you via mail, email, or phone, and if you are needing to meet with us, we can arrange that as well. The best part of the program is the savings account. As your rent goes up because of **earned income** we put a portion into a savings account for you. In order to receive that money, you must complete the following: *be working, be off cash assistance (TANF, not LINK), and meet your main goal.*

If anyone would like help meeting their goals, please contact Stephanie Sloan, FSS Coordinator.

Email: stephanie@teamhousingcenter.com Phone #: (217) 854-8606



CONGRATULATIONS

Patrick Whalen

is the winner of the \$50 Walmart gift card for March NSPIRE inspections!

47-02 Carlinville (ALL of Nicholas, ALL of Anderson, and "inside circle" of DeArbee Dr.- even # units)

you will have your chance in April!

Make sure your apartment is ready and meeting the Housekeeping Policy!

ROSS Highlight

Through needs assessments, case management, and referrals to community- and web-based services, ROSS Service Coordinators help each participant advance towards the above goals in ways that best fits their needs, personal priorities, and interests. Contact Jackie at the office if you are interested in becoming a part of the ROSS program! You can email her at jackie@teamhousingcenter.com for any questions.

How to Prevent Bedbugs

Cover power outlets: bedbugs use power outlets to avoid extermination.

Store your clothing in vacuum sealed bags: This is especially important when travelling, since bedbugs are most commonly transferred from hotels. Place seasonal clothing in vacuum sealed bags.

Identify early signs of bed bugs: Bites are typically small red marks that often appear in rows and can be itchy.




Vacuum your floor: Bed bugs aren't only found in and around the bed. Bed bugs often hide within your carpet, so it's important to thoroughly vacuum your carpets to ensure all bed bugs have been eliminated. Also vacuum mattresses, box springs and where the floor and walls meet. After you have vacuumed, remove the bag and place it in a sealed trash bag and dispose in an outdoor garbage can. If your vacuum is bagless, dump the canister, seal the trash bag, and throw it away outside.

Cut back on clutter: the more clutter you have, the harder it will be to get rid of an infestation. Eliminate clutter against walls, as these are areas bedbugs like to hide.

Cover your mattress: put the mattress and box springs in encasements.

Inspect your furniture regularly: Check all of your furniture for signs of bed bugs. Begin with furniture that has cracks or is used, vintage or antique.

Always check used items: Used items, even harmless products like electronics, can be perfect hiding spots for bed bugs. Even if something "looks clean", you should always perform basic checks to any vulnerable goods you plan on bringing into your home.



If your relative or friends calls on your behalf, without a release signed by you, we are unable to speak to anyone regarding your tenancy with us for any reason. You can call and request a Release of Information form to be sent to you to add someone that we can speak to on your behalf. This is for the safety of your privacy.